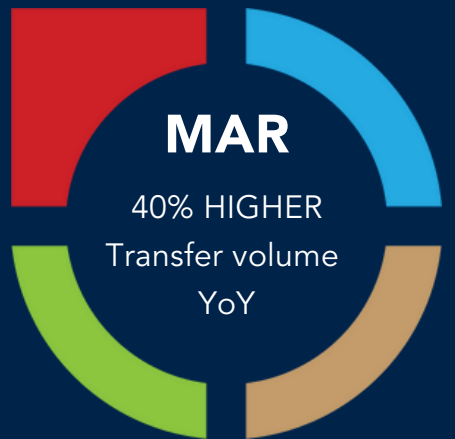
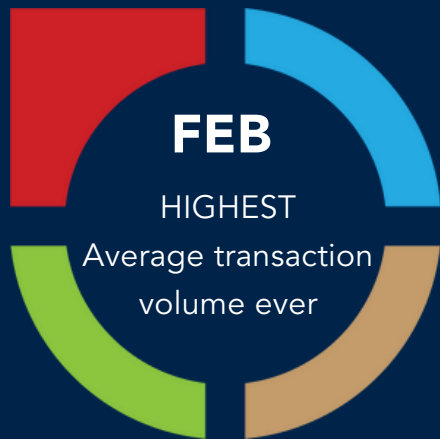
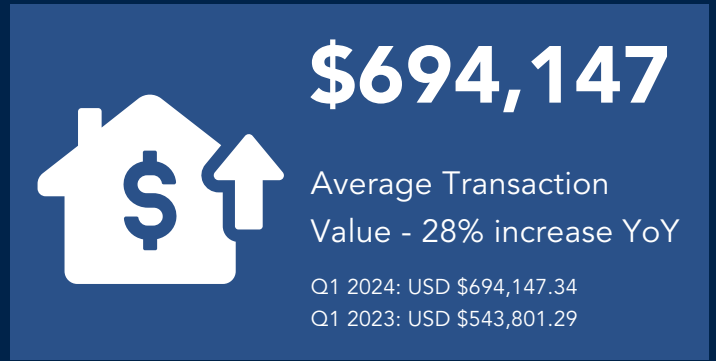




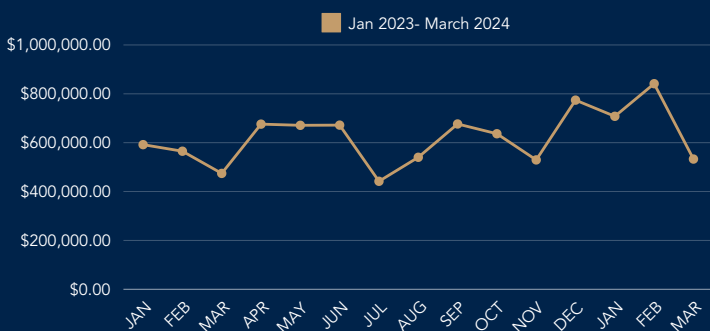
Welcome to IRG's Quarter 1 2024 market data report. We invite you to join us in an exploration of the Cayman Islands real estate market from January to March 2024.

QUARTER 1 REPORT 2024

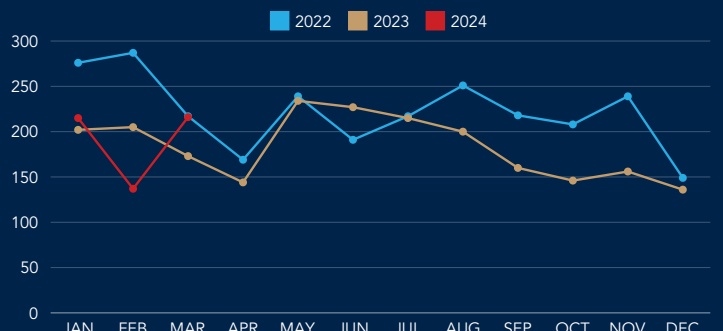
Cayman Islands Property Market



AVERAGE TRANSACTION VALUE



OF PROPERTY TRANSFERS



IRG MARKET PERFORMANCE Q1 2024



179
Listings



\$1,952,828
Average Transaction
Value (USD)




47
Days - Lowest
Time on Market



\$31,245,244.00
Total IRG Sales Volume for
Quarter 1 2024 (USD)



\$85,607,073
Total IRG Sales & Under
Contract Value for Quarter
1 2024 (USD)

PREDICTIONS  Contact an IRG Real Estate Specialist to learn our predictions for Quarter 2 and beyond!

*All data obtained from the Cayman Islands Lands and Survey department (LIS) and Cayman Islands Real Estate Brokers Association (CIREBA).

CONTACT US TODAY

If you've found this information helpful and would like a more in-depth market analysis, contact one of our real estate specialist today and we can tailor our services to meet your specific needs.

LUXURY . RESIDENTIAL . COMMERCIAL . DEVELOPMENT



info@irg.ky
+ 1 345 623 1111
www.irgcayman.com